

**SERIES 11X-XXX-YYYY
(DS-0XXXA)**

Anti-Graffiti Powder Coatings



Information:

- 1. Product features*
- 2. Technical information*
- 3. Variants and special formulations*
- 4. Possible usage and applications*
- 5. Anti-graffiti test*
- 6. Anti-graffiti test on coloured powders*
- 7. Resistance to chemicals*

SERIES 11X-XXX-YYYY

Anti-graffiti Powder Coatings



1. Product features

The Anti-graffiti coating powders Serie 11X-XXX-YYYY (previous code: DS-0XXXXA) feature a high resistance to grime and stains. Thanks to their special formulation, the products coated with this powders are protected from permanent inks, which on standard powders would leave marks or halos even after cleaning with specific detergents: Anti-graffiti powder coatings make instead writings removal very easy.

All these powders are suitable for sublimation and have typically a smooth, glossy surface.

2. Technical information

- Technical data

Powder type	Polyurethane
Resistance class	Class 1
Yield (in surface/mass)	13,1 m ² /Kg
Specific weight	1,27 ± 0,03 g/cm ³

- Application methods and curing conditions

Powder available for corona charging application.

Curing time and temperature: 20 minutes at 200°C – 392°F (metal temperature).

Recommened thickness: 60 microns – yield 13.1 m²/Kg,

70 microns – yield 11.2 m²/Kg,

80 microns – yield 9.8 m²/Kg.

- Mechanical properties and durability

<i>Test</i>	<i>Standard Reference</i>	<i>Result</i>
Buchholz	ISO 2815	ok
Adhesion	ISO 2409	No adhesion loss; ok
Acetic Salt Spray	ISO 9227	corrosion<4 mm; ok

SERIES 11X-XXX-YYYY

Anti-graffiti Powder Coatings



3. Available options:

- Transparent or matt colored surface;
- Super durable (Class 2);
- Low curing;
- Antimicrobial.

4. Fields of application

The Anti-graffiti series (11X-XXX-YYYY) provides a reliable solution for surfaces subject to soiling (street furniture, public spaces, etc.), but also for objects which are more likely to get ink stains during their usage, as worktops, tabletops, and so on. Thanks to anti-graffiti powders it is possible to easily remove unpleasant marks and keep surfaces clean.



SERIES 11X-XXX-YYYY

Anti-graffiti Powder Coatings




5. Anti-graffiti test

The anti-graffiti properties of this series are tested according to the international standard **UNI 11246**, which establishes the methods and the procedures to determine the resistance to soiling.

Here below some of the steps outlined by the standard:



Soiling



Drying of the staining agents



Cleaning


SERIES 11X-XXX-YYYY

Anti-graffiti Powder Coatings

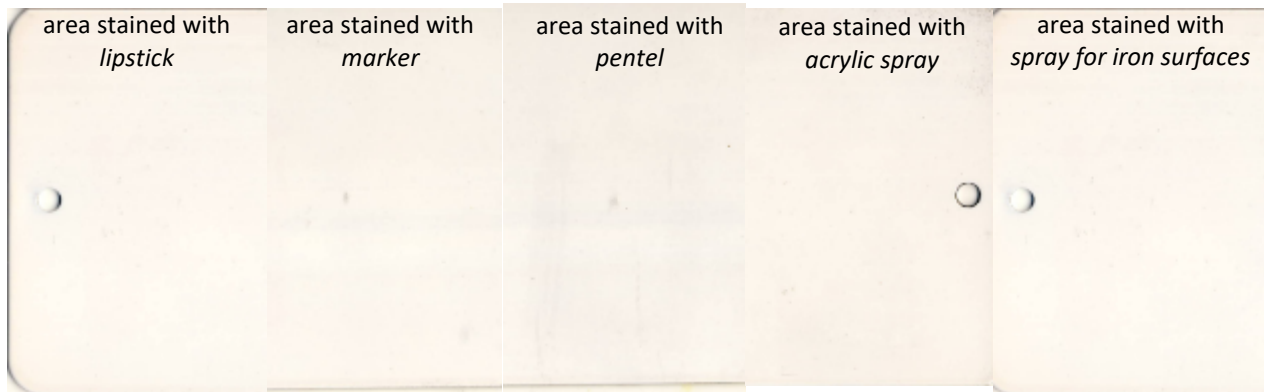


The test was performed by removing staining agents with the most suitable cleaning product.

Anti-graffiti DS-0810SA (top coat on white base)
soiled with the tested staining agents



After the removal of staining agents with different types of cleaning products



Excellent cleaning
results with ethyl
alcohol and with
etasol/MEK*

Excellent
cleaning
results with
etasol/MEK*

Excellent
cleaning
results with
etasol/MEK*

Excellent
cleaning
results with
ethyl
alcohol

Excellent
cleaning
results with
etasol/MEK

*mix 70:30 of etasol:methylethylketone






SERIES 11X-XXX-YYYY

Anti-graffiti Powder Coatings








Effectiveness of the cleaning products depending on the tested staining agents

DS-0810SA (top coat on white base PE411)

CLEANING PRODUCTS	STAINING AGENTS				
					
	LIPSTICK	MARKER permanent black marker	N50 PENTEL permanent black marker	SPRAY Acrylic matt	SPRAY for ferrous surfaces
ETH. ALCOHOL	✓	✗	✗	✓	✗
ETASOL/MEK	✓	✓	✓	✗	✓

White polyester

CLEANING PRODUCTS	STAINING AGENTS				
					
	LIPSTICK	MARKER permanent black marker	N50 PENTEL permanent black marker	SPRAY Acrylic matt	SPRAY for ferrous surfaces
ETH. ALCOHOL	✗	✗	✗	✗	✗
ETASOL/MEK	✗	✗	✗	✗	✗

SERIES 11X-XXX-YYYY

Anti-graffiti Powder Coatings



- Comparison between a standard powder coating and anti-graffiti



Standard polyester product
Stained with N50 Pentel and cleaned with
etasol/MEK

Anti-graffiti DS-0810SA (top coat on white base PE411)
Stained with N50 Pentel and cleaned with etasol/MEK
after 10 staining/cleaning cycles
 $\Delta E: 0,96$; Residual gloss:100%

6. Anti-graffiti test with colored powders

The anti-graffiti properties of the standard Dalì powder were compared with the “*anti-graffiti*” variant specifically formulated, by soiling two sample panels painted respectively with PE 411 + Dalì-001 and PE 411 + Dalì-001 “*Anti-graffiti*” with several staining agents. This test included the following stages:

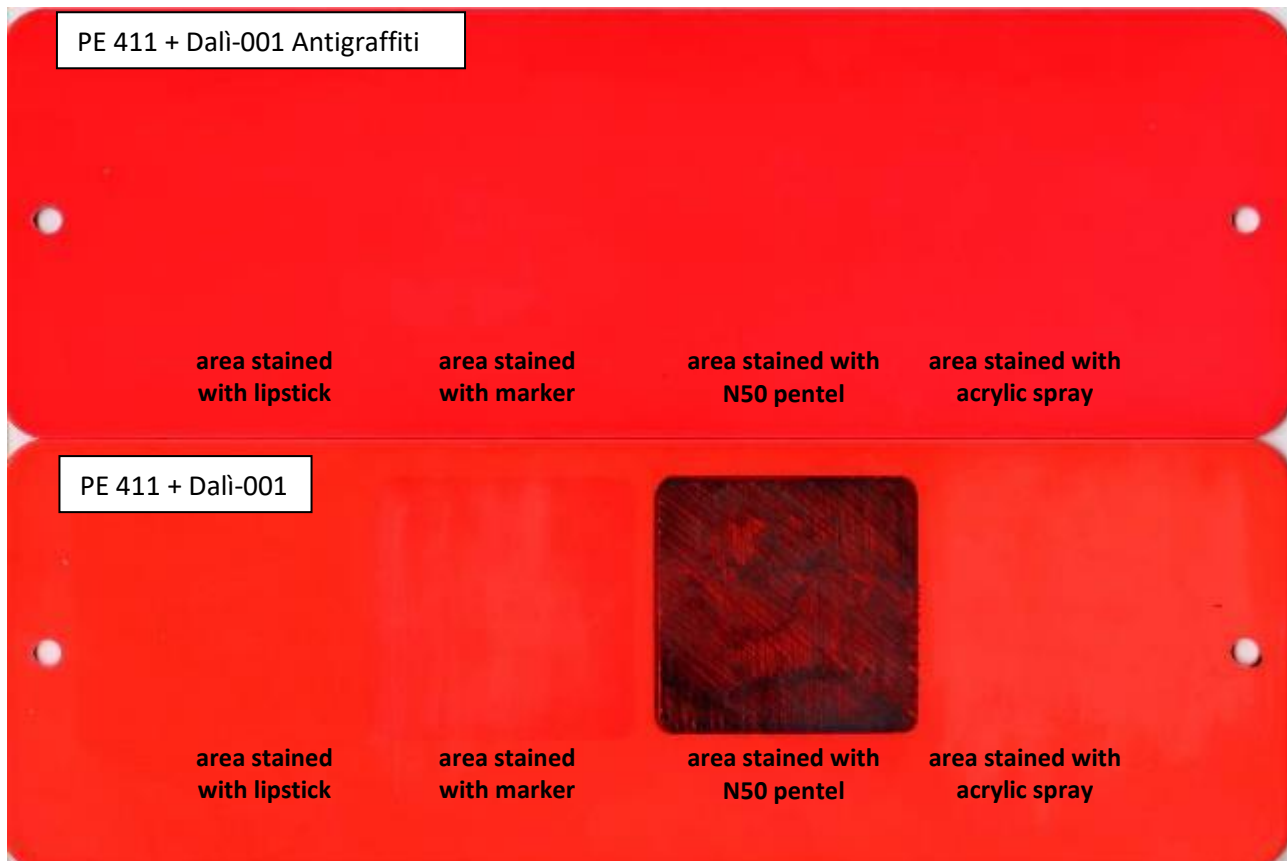
- Soiling with: lipstick, marker, N50 pentel, black acrylic spray;
- Drying of staining agents in an oven at 80°C (176°F) for 120’;
- Conditioning, at 23°C (73.4°F), for at least 120’ with 50% relative humidity;
- Removal of staining agents with commercial ethylic alcohol;
- Removal of staining agents with a mixture of etasol/MEK 70:30.

SERIES 11X-XXX-YYYY

Anti-graffiti Powder Coatings



- Comparative test between sample panels painted with PE 411 + Dali-001 and PE 411 + Dali-001 Antigraffiti




CONCLUSION

As shown in the picture above, after the cleaning with commercial alcohol and then with a mixture of etasol/MEK 70:30, the sample coated with PE 411 + Dali-001 still has traces of staining agents (*pentel N50*) and marks on the surface previously stained. Instead, the sample coated with PE 411 + Dali-001 *Anti-graffiti* has kept its initial aspect.

Comparative test between sample panels painted with Materico-103 and Materico-108 and Materico-103 Antigraffiti and Materico-108 Antigraffiti

The powders of the “Materico” series have a particular highly texture surface, which is harder to clean. We have decided to test the anti-graffiti properties of the standard “Materico” powder compared with the “*anti-graffiti*” variant specifically formulated, by soiling two sample panels painted respectively with Materico-103 and Materico-108 and Materico-103 “*Anti-graffiti*” and Materico-108 “*Anti-graffiti*” with several staining agents. This test follow the following stages:


- Soiling with: marker, N50 pentel;
- Drying of staining agents in an oven at 80°C (176°F) for 120’;
- Conditioning, at 23°C (73.4°F), for at least 120’ with 50% relative humidity;
- Removal of staining agents with commercial ethylic alcohol;
- Removal of staining agents with a mixture of etasol/MEK 70:30.





SERIES 11X-XXX-YYYY



Anti-graffiti Powder Coatings



CLEANING PRODUCTS	STAINING AGENTS	
		
	MARKER permanent black marker	N50 PENTEL permanent black marker
ETH. ALCOHOL	V	X
ETASOL/MEK	V	V
	Excellent cleaning results with ethyl alcohol	Excellent cleaning results with etasol/MEK*

SERIES 11X-XXX-YYYY

Anti-graffiti Powder Coatings



The anti-graffiti properties were also tested by soiling some sample panels painted with DS-0821-SA (colored powder suitable for sublimation) and others painted with PU powder in RAL colour. This test included the following stages:

- Soiling with: lipstick, marker, N50 pentel, acrylic spray;
- Drying of staining agents in an oven at 80°C (176°F) for 120’;
- Conditioning, at 23°C (73.4°F), for at least 120’ with 50% relative humidity;
- Removal of staining agents with commercial ethylic alcohol;
- Removal of staining agents with a mixture of etasol/MEK 70:30.

Test on DS-0821-SA



ABOVE: Soiled panel painted with DS-0821SA.

BELOW: Panel painted with DS-0821SA after the cleaning with commercial ethylic alcohol.



ABOVE: Soiled panel painted with DS-0821SA.





BELOW: Panel painted with DS-0821SA after the cleaning with a mixture of etasol/MEK 70:30.

SERIES 11X-XXX-YYYY

Anti-graffiti Powder Coatings




Effectiveness of cleaning products depending on the staining agents tested on DS-0821SA

CLEANING PRODUCTS	STAINING AGENTS			
				
	LIPSTICK	MARKER permanent black marker	N50 PENTEL permanent black marker	SPRAY Acrylic matt
ETH. ALCOHOL	✓	✓	✗	✓
ETASOL/MEK*	✓	✓	✓	✓
	Excellent cleaning results with ethylic alcohol	Excellent cleaning results with ethylic alcohol	Excellent cleaning results with etasol/MEK*	Excellent cleaning results with ethylic alcohol

*mixture etasol:methylethylchetone 70:30

Test on a sample panel painted with 11B-089-A038 (PU Smooth Ivory Anti-graffiti "RAL 1013")



LEFT: Sample panel painted and soiled.


RIGHT: Painted sample panel after the cleaning with a mixture of etasol/MEK 70:30.

SERIES 11X-XXX-YYYY

Anti-graffiti Powder Coatings




Test on a sample panel painted with 11B-119-A038 (PU Smooth Yellow Anti-graffiti "RAL 1018")



LEFT: Sample panel painted and soiled.

RIGHT: Painted sample panel after the cleaning with a mixture of etasol/MEK 70:30.

Test on a sample panel painted with 11B-176-A038 (PU Smooth Brown Anti-graffiti "RAL 8003")



LEFT: Sample panel painted and soiled.


RIGHT: Painted sample panel after the cleaning with a mixture of etasol/MEK 70:30.

SERIES 11X-XXX-YYYY

Anti-graffiti Powder Coatings







Test on a sample panel painted with 11B-175-A038 (PU Smooth Green Anti-graffiti “RAL 6029”)



LEFT: Sample panel painted and soiled.

RIGHT: Painted sample panel after the cleaning with a mixture of etasol/MEK 70:30.

Effectiveness of cleaning products depending on the staining agents tested on PU powder in RAL colors

CLEANING PRODUCTS	STAINING AGENTS			
				
	LIPSTICK	MARKER permanent marker	N50 PENTEL permanent marker	SPRAY Acrylic matt
ETH. ALCOHOL	✓	✓	✓	✗
ETASOL/MEK*	✓	✓	✓	✓
	Excellent cleaning results with ethylic alcohol	Excellent cleaning results with ethylic alcohol	Excellent cleaning results with etasol/MEK*	Excellent cleaning results with ethylic alcohol

*mixture etasol:methylethylchetone 70:30

SERIES 11X-XXX-YYYY

Anti-graffiti Powder Coatings



The anti-graffiti properties were also tested by soiling some sample panels painted with 6.445.8716-SJA. This test included the following stages:

- Soiling with lipstick, marker, N50 pentel, acrylic spray;
- Drying of staining agents in an oven at 80°C (176°F) for 120’;
- Conditioning, at 23°C (73.4°F), for at least 120’ with 50% relative humidity;
- Removal of staining agents with commercial ethylic alcohol;
- Removal of staining agents with a mixture of Etasol/MEK 70:30.

Test on 6.445.8716-SJA



ABOVE: Sample pannel painted and soiled




SERIES 11X-XXX-YYYY

Anti-graffiti Powder Coatings



ABOVE: Painted Sample Panel after the cleaning with a mixture of Etasol/MEK 70:30

Effectiveness of cleaning products depending on the staining agents tested on 6.445.8716-SJA

CLEANING PRODUCTS	STAINING AGENTS			
				
	<i>LIPSTICK</i>	<i>MARKER permanent marker</i>	<i>N50 PENTEL permanent marker</i>	<i>SPRAY Acrylic matt</i>
<i>ETH. ALCOHOL</i>	✓	✓	✓	✗
<i>ETASOL/MEK*</i>	✓	✓	✓	✓
	Excellent cleaning results with ethylic alcohol	Excellent cleaning results with ethylic alcohol	Excellent cleaning results with etasol/MEK*	Excellent cleaning results with ethylic alcohol

*Mixture etasol: methylethylketone 70:30

SERIES 11X-XXX-YYYY

Anti-graffiti Powder Coatings



7. Resistance to chemicals

Anti-graffiti series resistance to chemicals has been tested. The first test was carried out by pouring 1 ml of commercial acetone* on the surface of a sample coated with *PE411 + DS-0810SA*; after 10 seconds the solvent was removed with a soft cloth. The test was simultaneously performed on a standard white polyester.

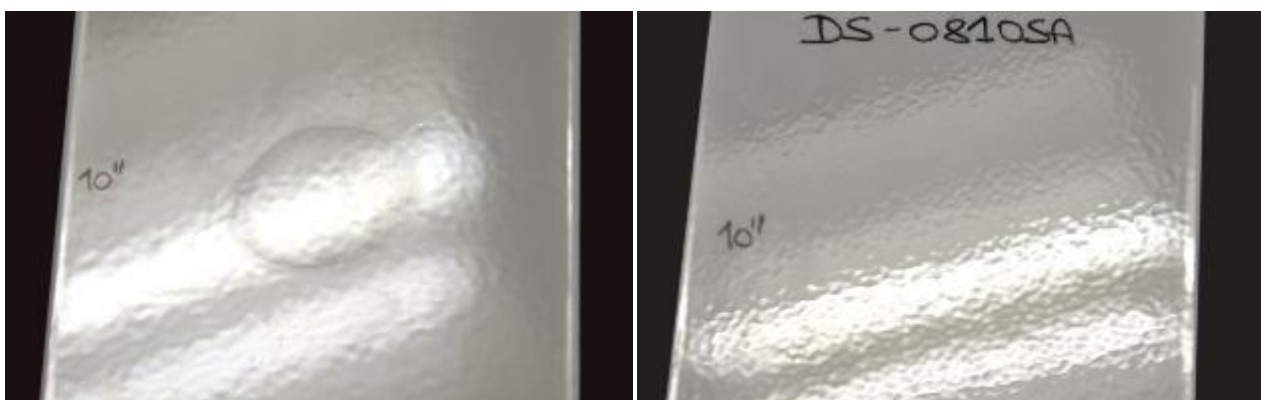
*mix 90:10 of acetone: water



Commercial acetone

The test has shown how a standard powder coating lose gloss when it comes in contact with aggressive solvents like acetone, leaving a mark on the area previously stained and thus damaging the surface of the sample.

On the contrary, the sample coated with the *anti-graffiti* product *DS-0810SA* has remained totally unchanged, without loss of gloss and stains, thus giving proof of its exceptional resistance to aggressive solvents.



Standard polyester: it is possible to see the stain left by acetone

Anti-graffiti product: the solvent has left no stain

* mix 90:10 acetone: water

SERIES 11X-XXX-YYYY

Anti-graffiti Powder Coatings



The second test aimed at ascertaining the surface resistance of anti-graffiti class 2 powders to oily substances. The test has been carried out on the following samples:

- PE 411 + DS-0810SA
- PE 411 + DS-0707SA
- PE 411 + DS-0407SA

By using the following substances:

- brake fluid;
- engine oil;
- transmission fluid;
- coolant;
- power steering fluid;
- petrol;
- diesel.



Oily substances




Oily substances

SERIES 11X-XXX-YYYY

Anti-graffiti Powder Coatings



1. Each sample has been divided into different areas, upon which has been put a few drops of the oily substances listed above.



Sample preparation



Sample preparation


SERIES 11X-XXX-YYYY

Anti-graffiti Powder Coatings



Sample preparation

2. All the substances were allowed to react for one hour. After one hour the sample was washed with soap and water and subsequently visually evaluated.



Sample cleaning

SERIES 11X-XXX-YYYY

Anti-graffiti Powder Coatings



Sample cleaning

	PE411+DS-0810SA	PE411+DS-0707SA	PE411+DS-0407SA
BRAKE FLUID	OK	OK	OK
COOLANT	OK	OK	OK
PETROL	MARK	MARK	MARK
DIESEL	OK	OK	OK
TRANSMISSION FLUID	OK	OK	OK
ENGINE OIL	OK	OK	OK
POWER STEERING FLUID	OK	OK	OK

CONCLUSION

After one hour, the exposure to oily substances has not caused damages to any of the 3 categories of class 2 *anti-graffiti* powders. The products are very efficient against this kind of staining agents. Concerning fuel, instead, they are efficient against diesel but not against gasoline. Indeed, this last leaves a mark which cannot be removed even by cleaning.

SERIES 11X-XXX-YYYY

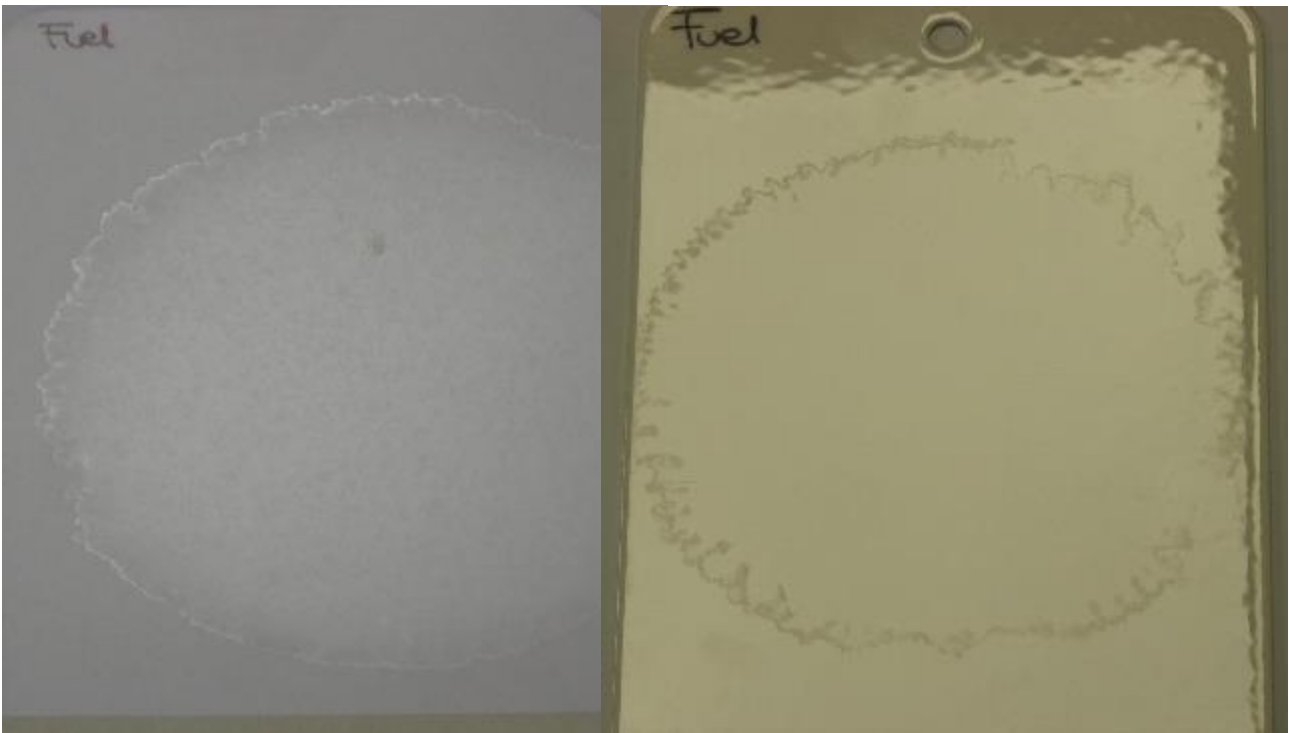
Anti-graffiti Powder Coatings



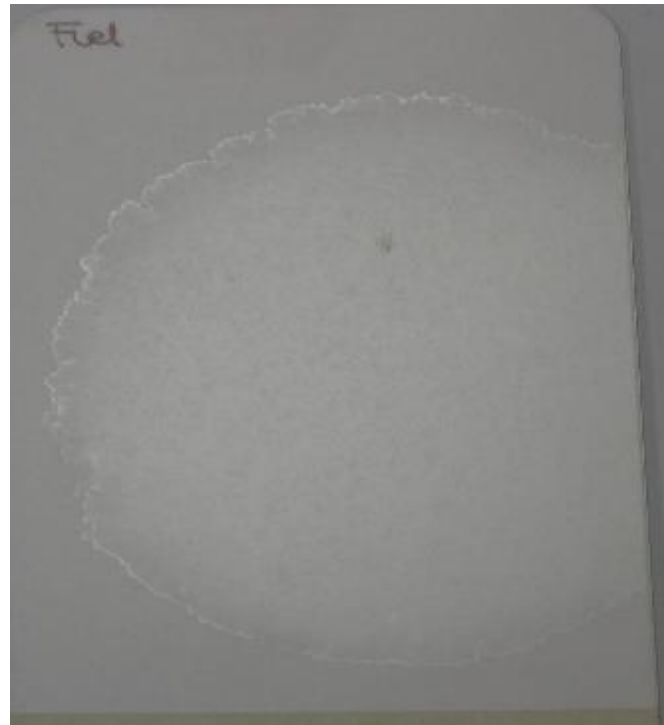
Results: on the left PE 411+DS-0707SA, in the middle PE 411+DS-0407SA, on the right PE 411+DS-0810SA

SERIES 11X-XXX-YYYY

Anti-graffiti Powder Coatings



Results: on the left PE 411+DS-0707SA, on the right PE 411+DS-0407SA, below PE 411+DS-0810SA



WARNING

We advise the client to consult DecoralLab technical department before purchasing or using Anti-graffiti powders and before removing the staining agent.

Marchi di qualità registrati di Decoral System:



DECORAL SYSTEM S.R.L.

Viale del Lavoro, 5 - Arcole (VERONA) Italy - Tel. +39 045 7639111 - Fax +39 045 7639100

Email: info@decoral-system.com – Website: www.decoral-system.com